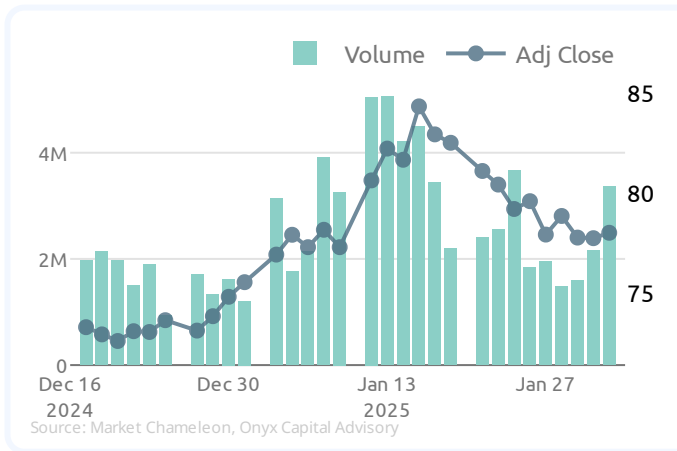


ETFs REPORT

INSIGHT@ONYXCAPITALADVISORY.COM
ONYX CAPITAL ADVISORY

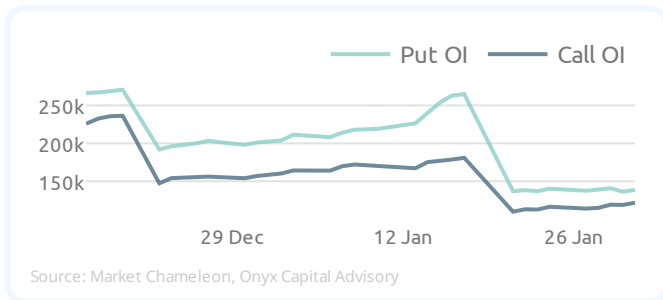


ETF PRICE AND VOLUME OVER THE LAST 45 DAYS

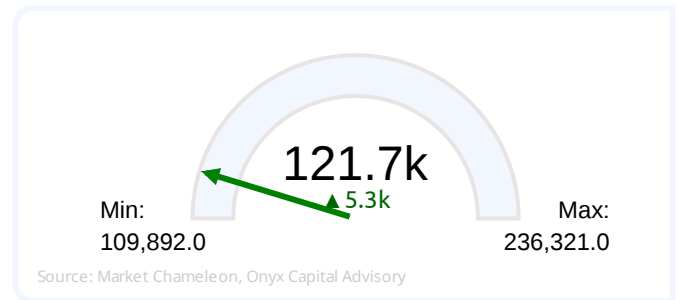


	Current	Weekly Δ	Monthly Δ
Adj Close	78.02	-1.58	2.47
Volume	3,367k	1,526k	2,161
Call OI	121,653	5,309	-35,268
Put OI	138,560	-1,644	-62,540

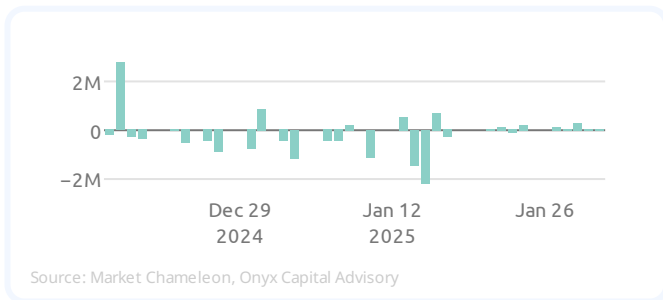
CALL VS PUT OPEN INTEREST (OI)



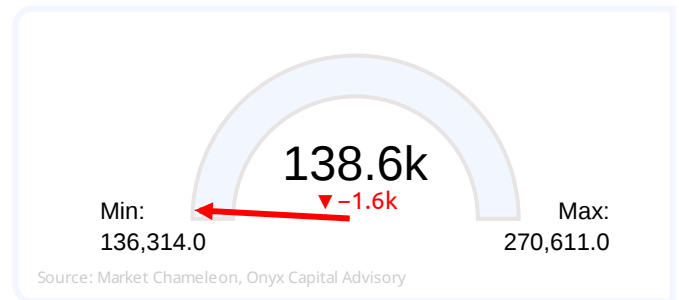
CALL OPEN INTEREST (OI)



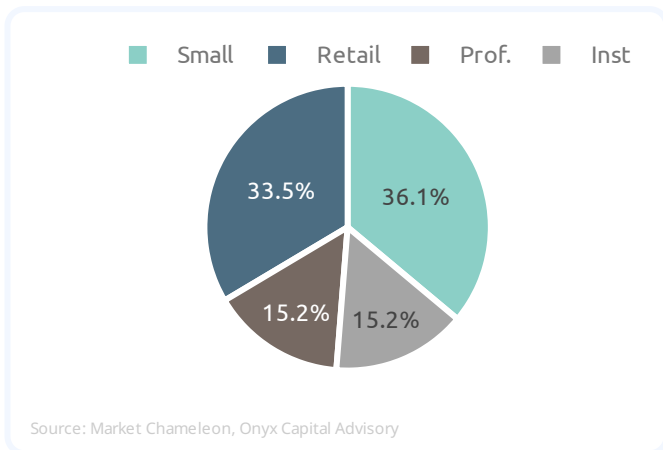
HISTORICAL OPTION DELTA VOLUME



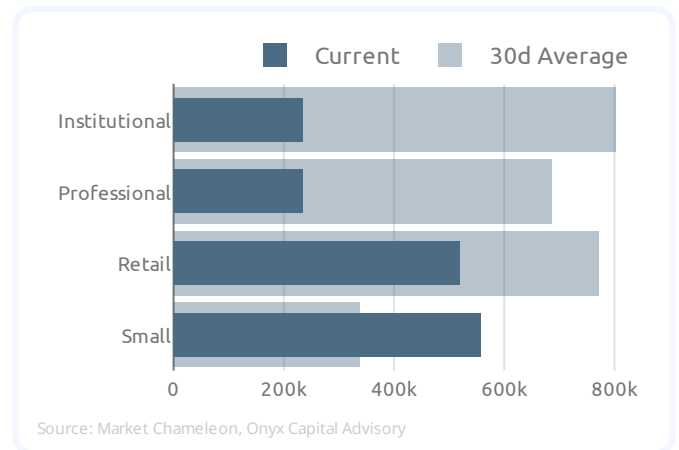
PUT OPEN INTEREST (OI)



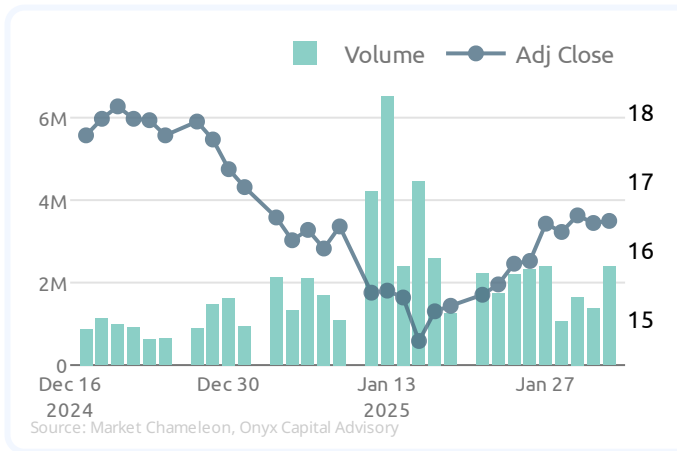
NOTIONAL SHARE BY TRADER SIZE



CURRENT NOTIONAL SIZE VS 30D AVERAGE

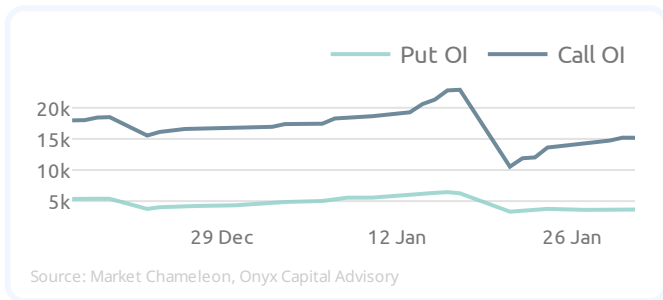


ETF PRICE AND VOLUME OVER THE LAST 45 DAYS

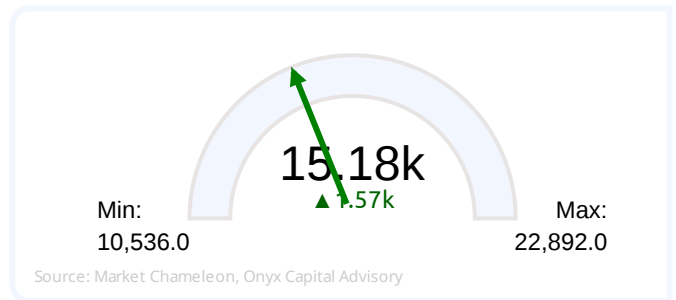


	Current	Weekly Δ	Monthly Δ
Adj Close	16.43	0.58	-0.49
Volume	2,394k	78k	1,458
Call OI	15,184	1,572	-1,673
Put OI	3,649	-105	-858

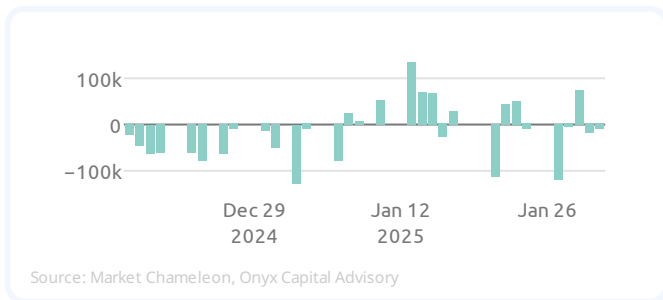
CALL VS PUT OPEN INTEREST (OI)



CALL OPEN INTEREST (OI)



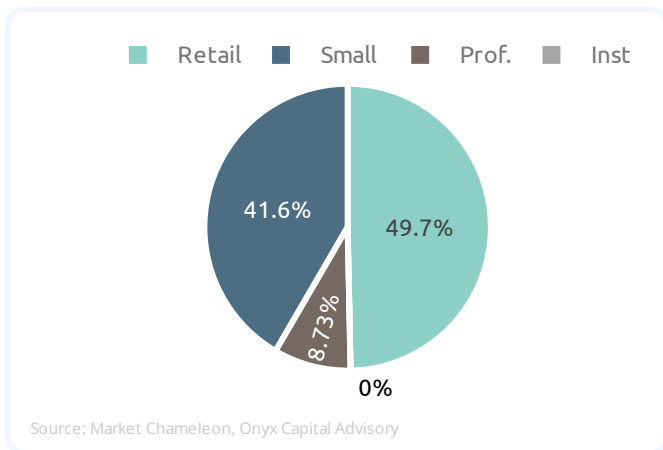
HISTORICAL OPTION DELTA VOLUME



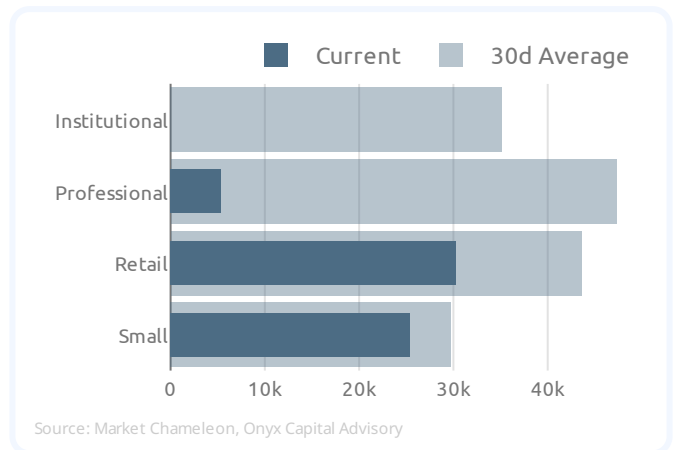
PUT OPEN INTEREST (OI)



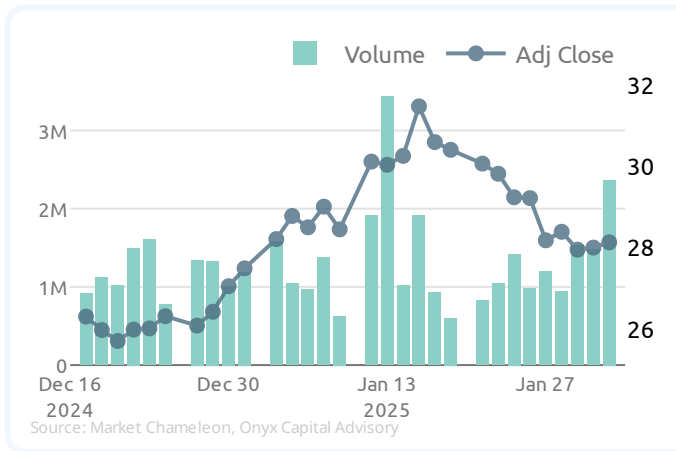
NOTIONAL SHARE BY TRADER SIZE



CURRENT NOTIONAL SIZE VS 30 AVERAGE

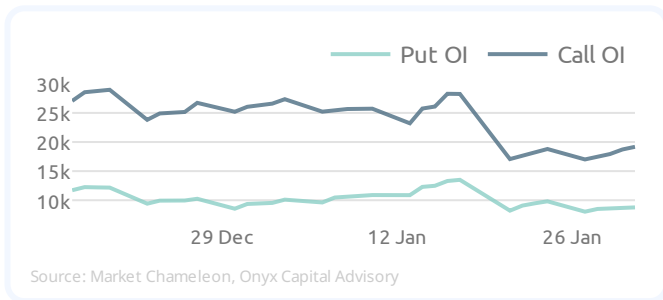


ETF PRICE AND VOLUME OVER THE LAST 45 DAYS

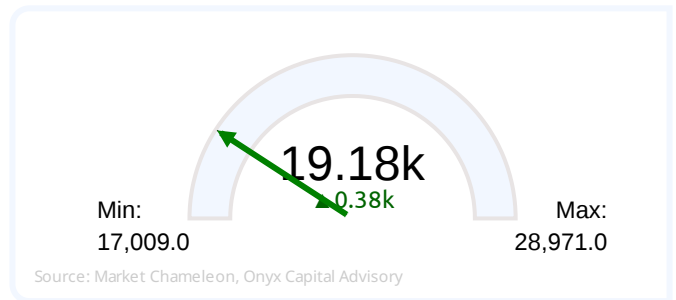


	Current	Weekly Δ	Monthly Δ
Adj Close	28.14	-1.09	0.64
Volume	2,367k	1,391k	1,176
Call OI	19,177	378	-6,872
Put OI	8,769	-1,044	-590

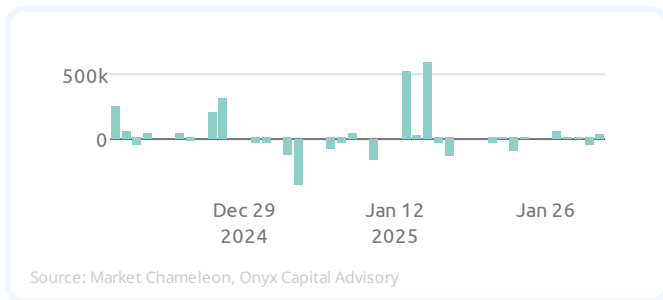
CALL VS PUT OPEN INTEREST (OI)



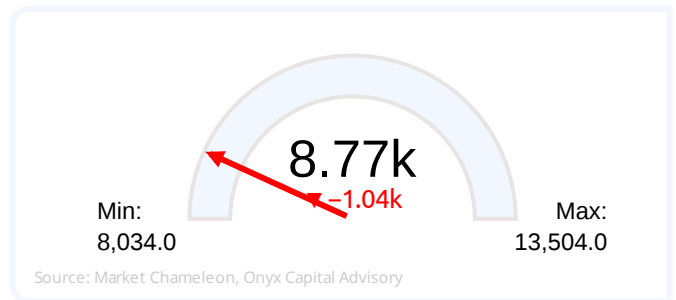
CALL OPEN INTEREST (OI)



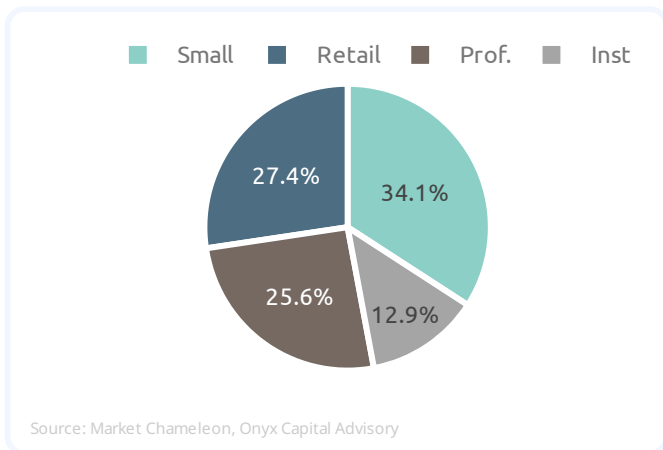
HISTORICAL OPTION DELTA VOLUME



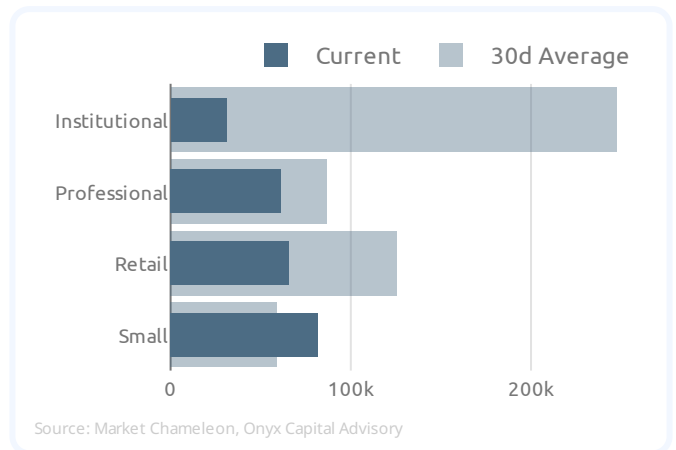
PUT OPEN INTEREST (OI)



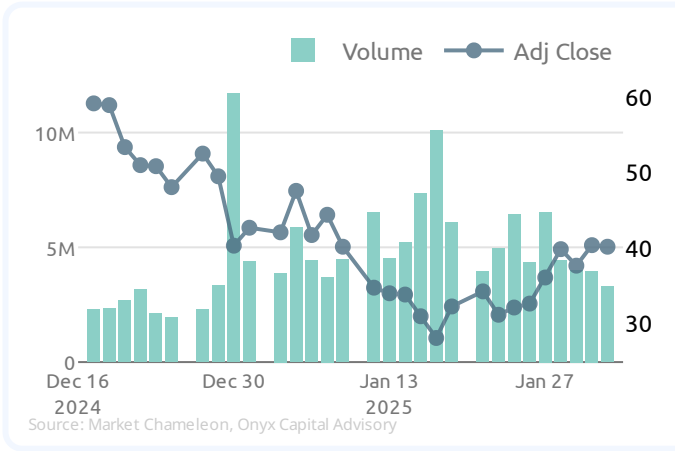
NOTIONAL SHARE BY TRADER SIZE



CURRENT NOTIONAL SIZE VS 30D AVERAGE

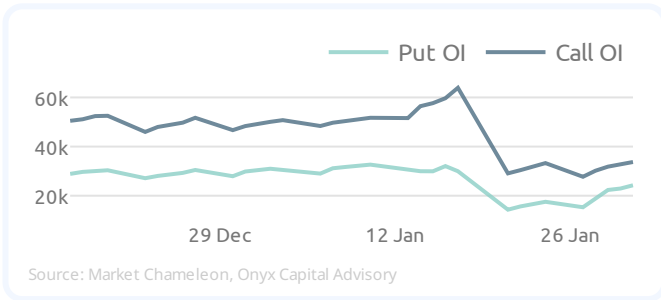


ETF PRICE AND VOLUME OVER THE LAST 45 DAYS

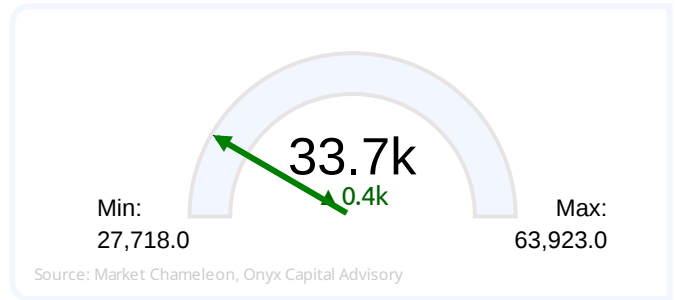


	Current	Weekly Δ	Monthly Δ
Adj Close	40.22	7.54	-2.52
Volume	3,284k	-1,049k	-1,086
Call OI	33,721	441	-14,613
Put OI	24,246	6,714	-5,604

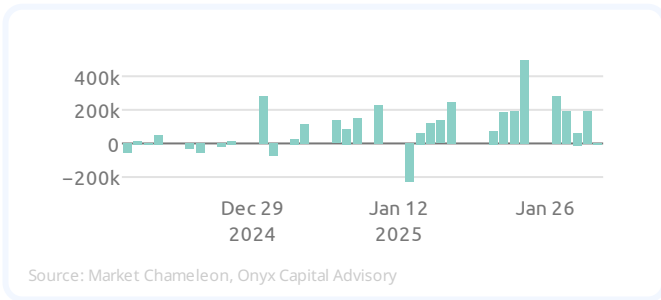
CALL VS PUT OPEN INTEREST (OI)



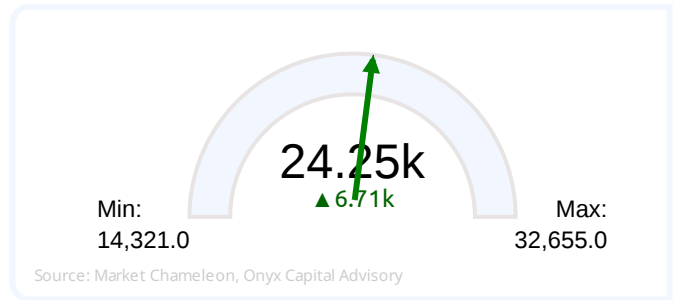
CALL OPEN INTEREST (OI)



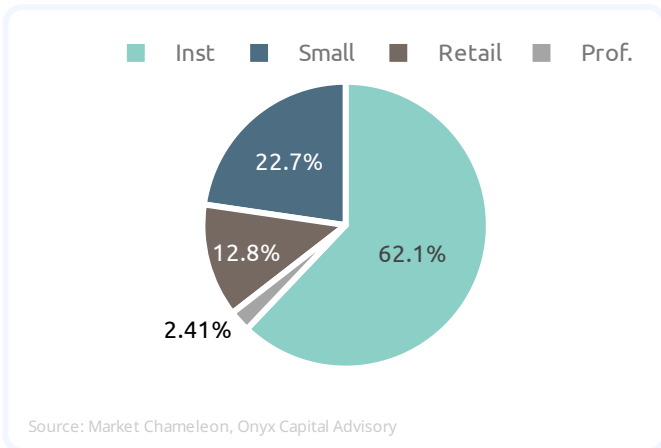
HISTORICAL OPTION DELTA VOLUME



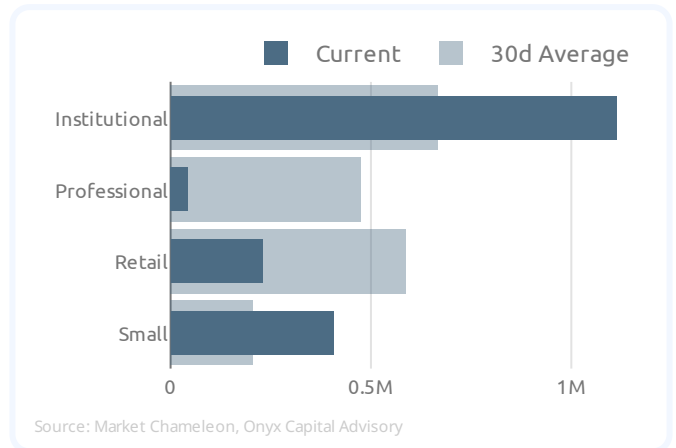
PUT OPEN INTEREST (OI)



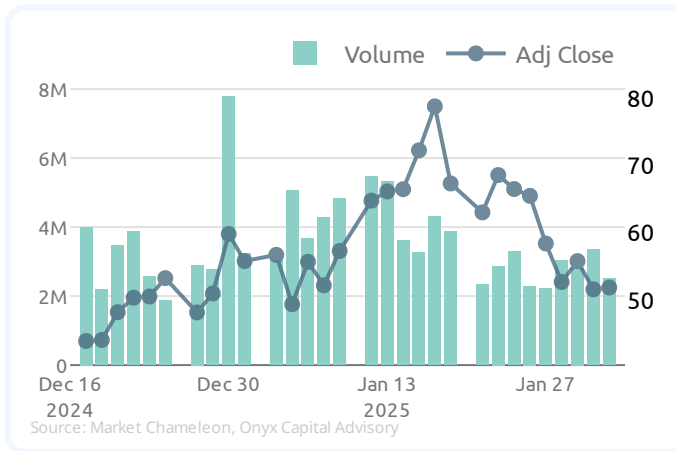
NOTIONAL SHARE BY TRADER SIZE



CURRENT NOTIONAL SIZE VS 30D AVERAGE

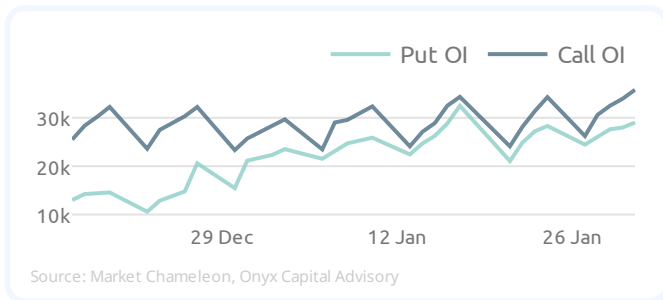


ETF PRICE AND VOLUME OVER THE LAST 45 DAYS

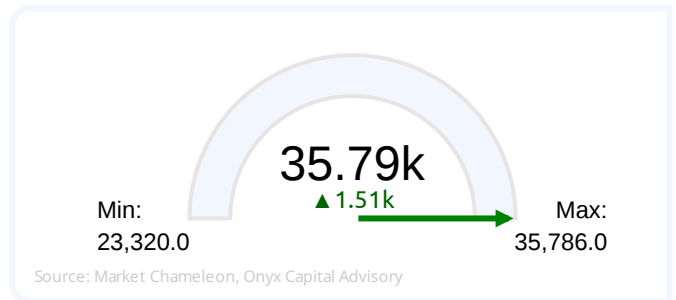


	Current	Weekly Δ	Monthly Δ
Adj Close	51.88	-13.66	-3.94
Volume	2,503k	208k	-731
Call OI	35,786	1,514	10,064
Put OI	29,013	706	7,869

CALL VS PUT OPEN INTEREST (OI)



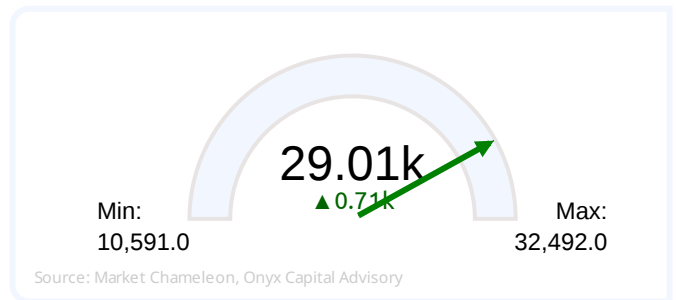
CALL OPEN INTEREST (OI)



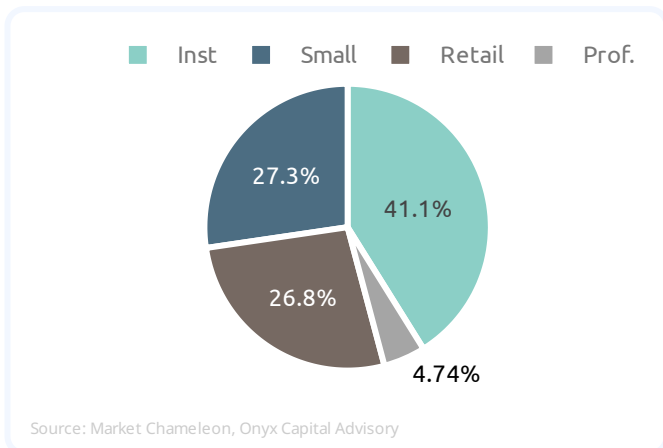
HISTORICAL OPTION DELTA VOLUME



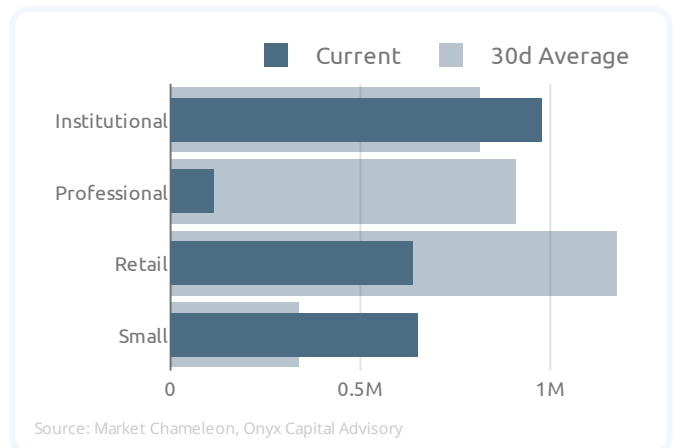
PUT OPEN INTEREST (OI)



NOTIONAL SHARE BY TRADER SIZE



CURRENT NOTIONAL SIZE VS 30D AVERAGE





Disclaimer Notice: This report contains proprietary information and is solely intended for subscribed users in accordance with our terms and conditions. It is unlawful for you to forward this report to unauthorized persons or for them to otherwise access this report.

Any recommendation, prediction, or suggestion as to an investment strategy has been prepared by Onyx Capital Advisory Limited ("Onyx") in accordance with legal requirements designed to promote the independence of investment research ("Research"). This research is directed at, and therefore should only be relied upon by, clients who have professional experience in matters relating to investments. Onyx's Research is not directed at retail clients or those in a jurisdiction in which this distribution may be restricted by local regulation or law. Onyx's publications are prepared without taking into account your specific investment objectives and financial situation, therefore before acting on any information, you should consider its appropriateness. Onyx's Research should not be regarded as a substitute for obtaining independent professional advice, including investment, tax and legal advice. Onyx's policy is to only publish Research that is impartial, independent, clear, fair, and not misleading. Any views expressed are those of Onyx's at the time the Research was prepared. No assurances or guarantees are given as to the reliability, accuracy, or completeness of any such information or any matter contained in Onyx's Research and such Research may contain statements which are matters of judgement and which are subject to change at any time without notice. Onyx accepts no duty or liability, whatsoever, to any party in respect of its Research. Under no circumstances will Onyx be responsible for any losses incurred (whatever their nature) by its clients resulting directly or indirectly from the use or interpretation of any information contained in its Research. Such Research is solely produced and published by employees of Onyx and based on publicly available information. Past performance is not indicative of future performance. Analysts are required to ensure that they have a reasonable basis for their analysis, predictions, and recommendations. Onyx maintains strict regulatory controls to mitigate any conflicts of interest including information barriers and restrictions on the undertaking of personal transactions in financial instruments. Onyx is registered in England & Wales (company number 11472304) with its registered address at 95 Cromwell Road, Second Floor, London, United Kingdom, SW7 4DL. Onyx is authorised and regulated by the Financial Conduct Authority (FCA no. 822509).