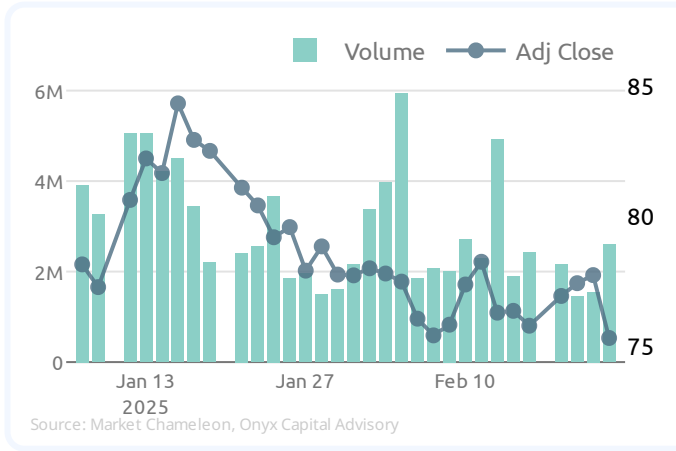


# ETFs REPORT

INSIGHT@ONYXCAPITALADVISORY.COM  
ONYX CAPITAL ADVISORY

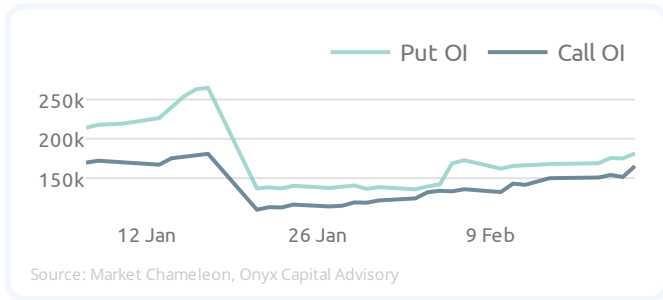


## ETF PRICE AND VOLUME OVER THE LAST 45 DAYS

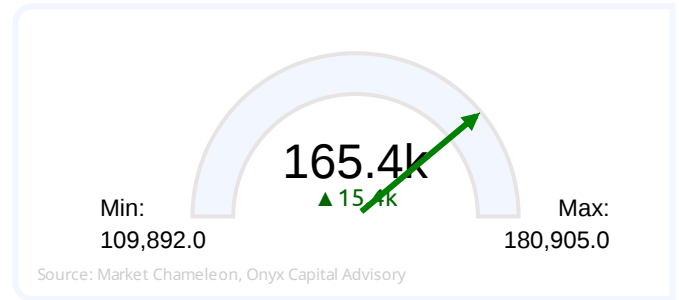


	Current	Weekly Δ	Monthly Δ
Adj Close	75.35	-0.47	-5.76
Volume	2,607k	181k	196
Call OI	165,356	15,428	55,464
Put OI	181,565	13,608	44,536

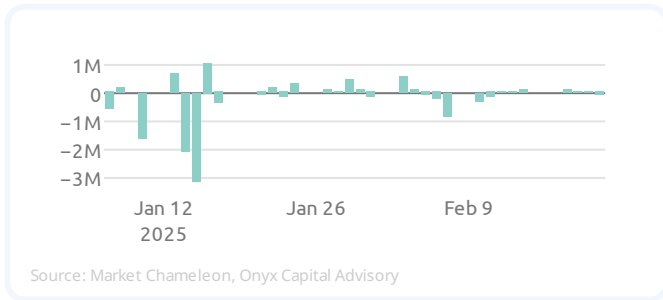
## CALL VS PUT OPEN INTEREST (OI)



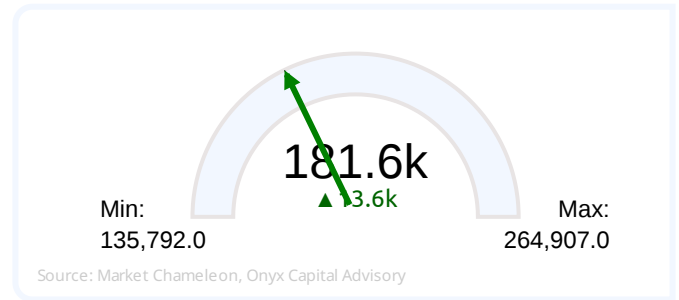
## CALL OPEN INTEREST (OI)



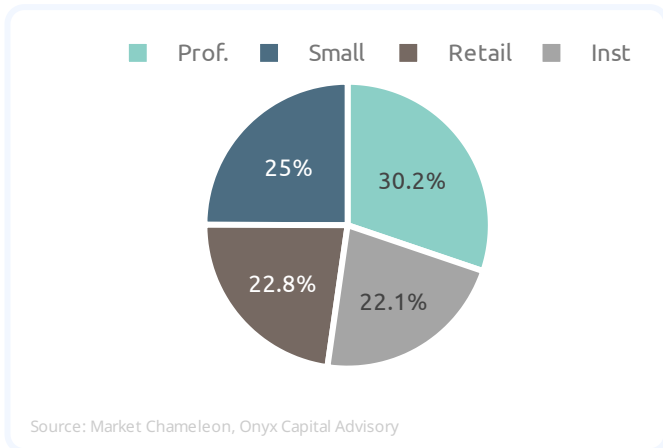
## HISTORICAL OPTION DELTA VOLUME



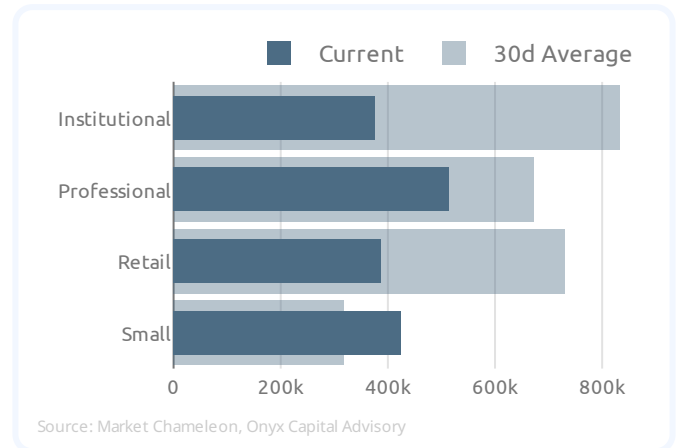
## PUT OPEN INTEREST (OI)



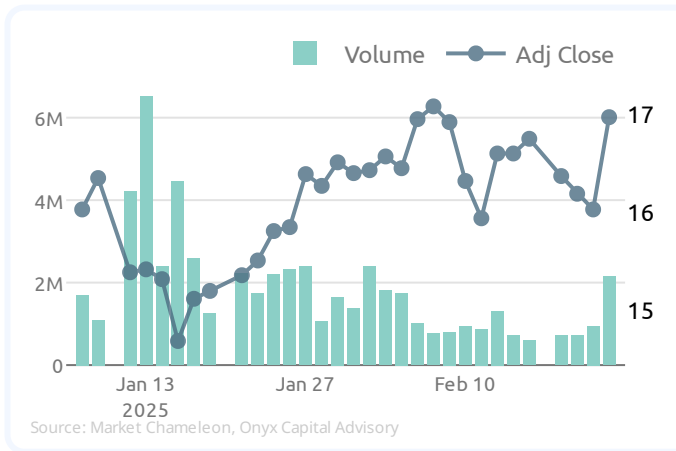
## NOTIONAL SHARE BY TRADER SIZE



## CURRENT NOTIONAL SIZE VS 30D AVERAGE

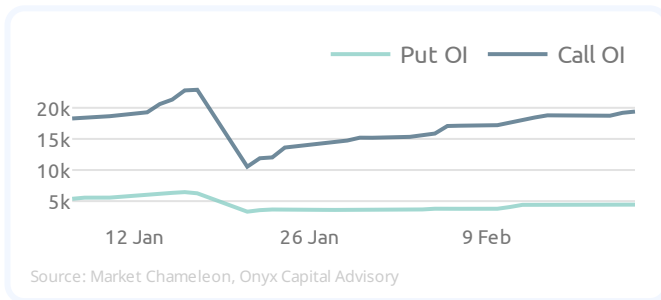


## ETF PRICE AND VOLUME OVER THE LAST 45 DAYS

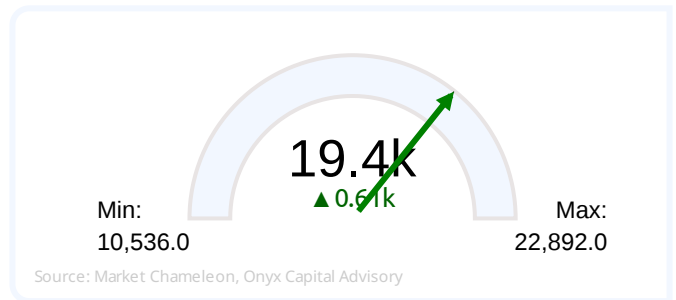


	Current	Weekly Δ	Monthly Δ
Adj Close	16.97	0.22	1.61
Volume	2,144k	1,542k	-80
Call OI	19,395	610	8,859
Put OI	4,438	90	1,133

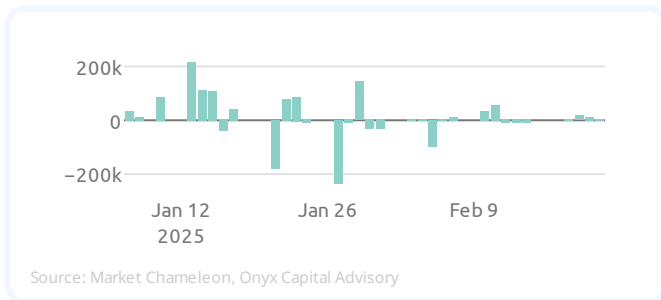
## CALL VS PUT OPEN INTEREST (OI)




## CALL OPEN INTEREST (OI)



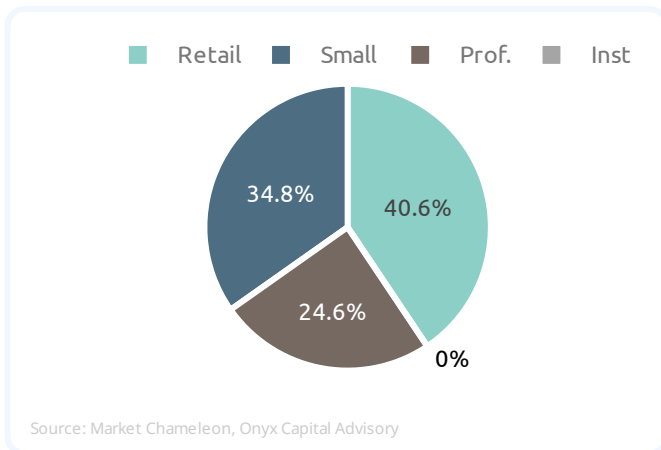
## HISTORICAL OPTION DELTA VOLUME



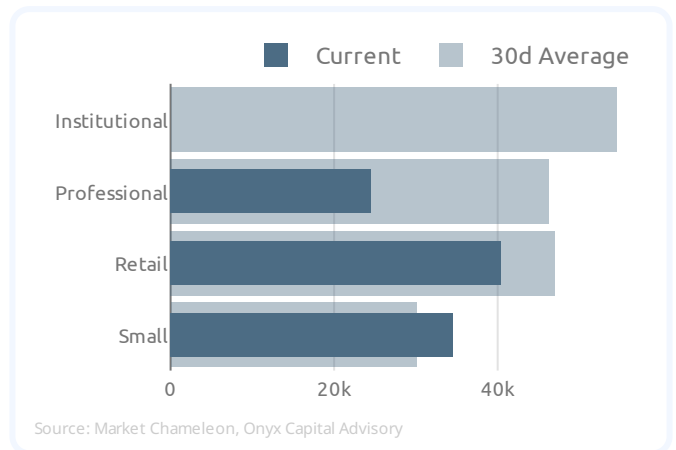
## PUT OPEN INTEREST (OI)



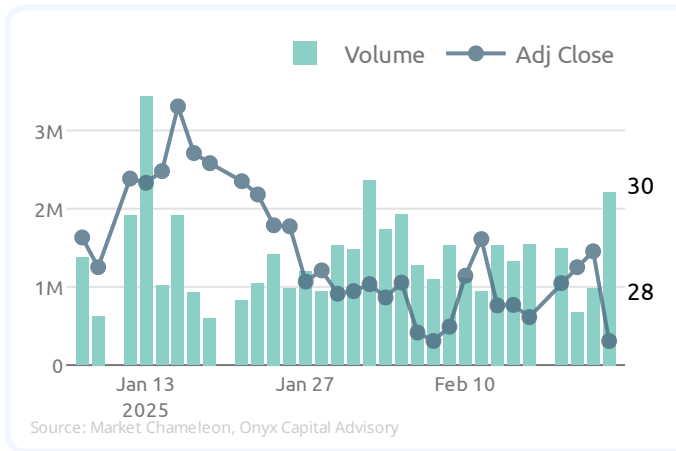
## NOTIONAL SHARE BY TRADER SIZE



## CURRENT NOTIONAL SIZE VS 30 AVERAGE

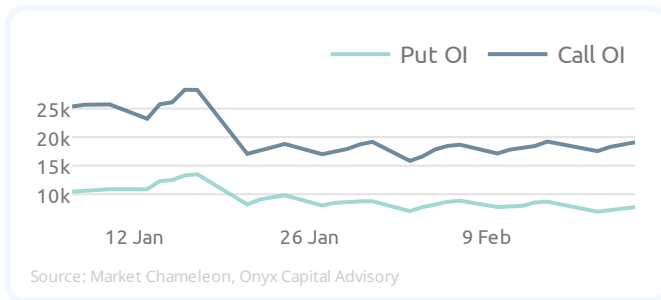


## ETF PRICE AND VOLUME OVER THE LAST 45 DAYS

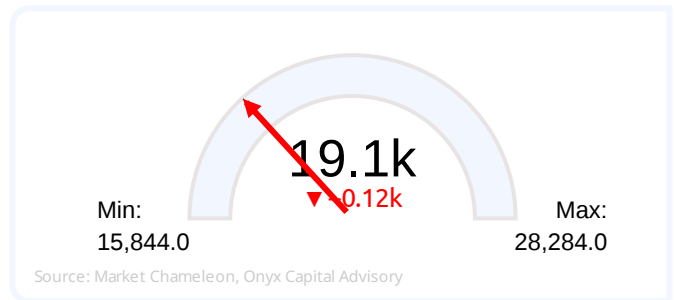


	Current	Weekly Δ	Monthly Δ
Adj Close	27.07	-0.45	-3.01
Volume	2,214k	666k	1,388
Call OI	19,098	-124	2,028
Put OI	7,753	-944	-459

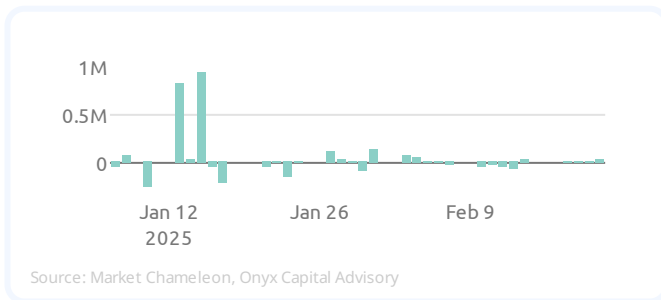
## CALL VS PUT OPEN INTEREST (OI)



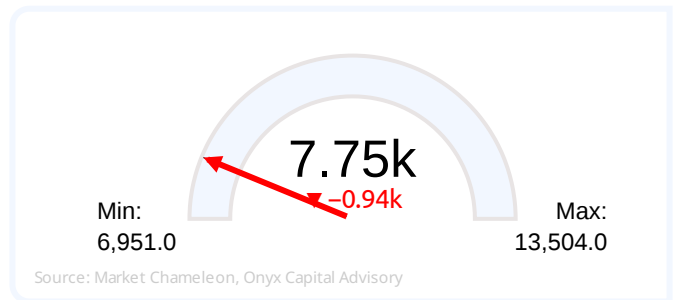
## CALL OPEN INTEREST (OI)



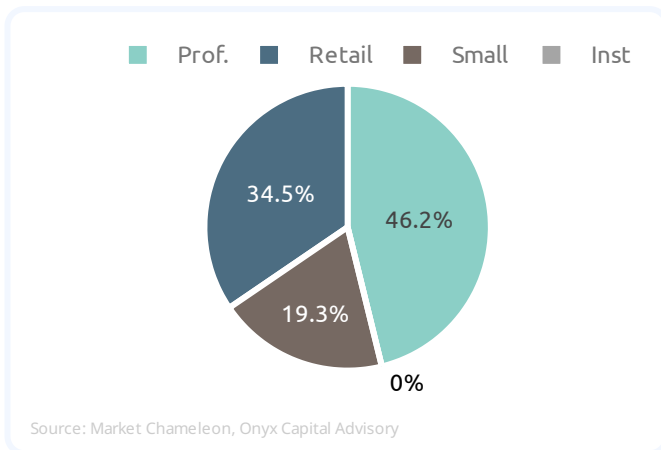
## HISTORICAL OPTION DELTA VOLUME



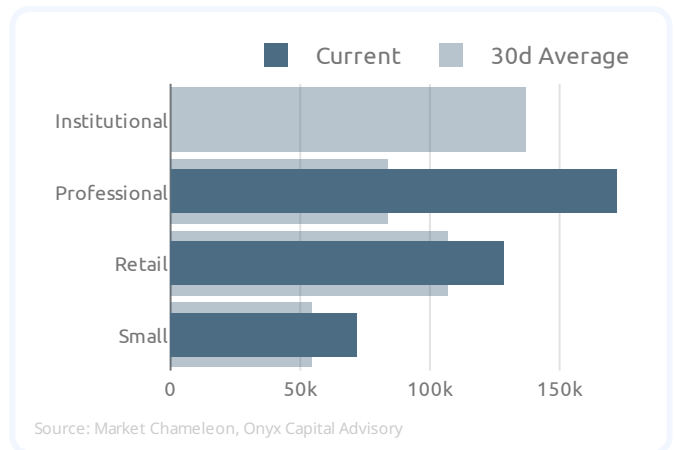
## PUT OPEN INTEREST (OI)



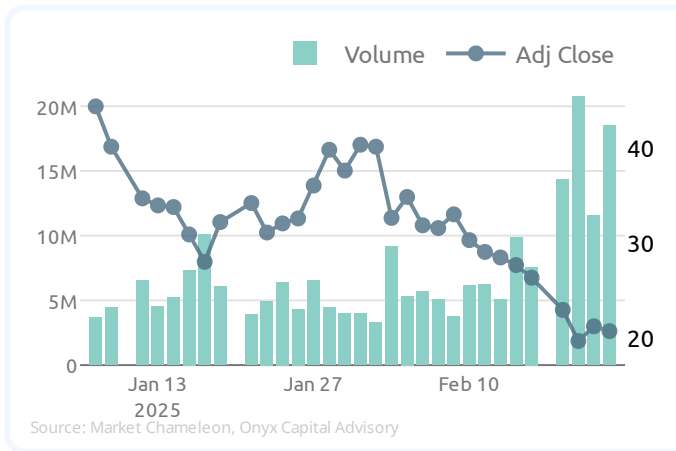
## NOTIONAL SHARE BY TRADER SIZE



## CURRENT NOTIONAL SIZE VS 30D AVERAGE

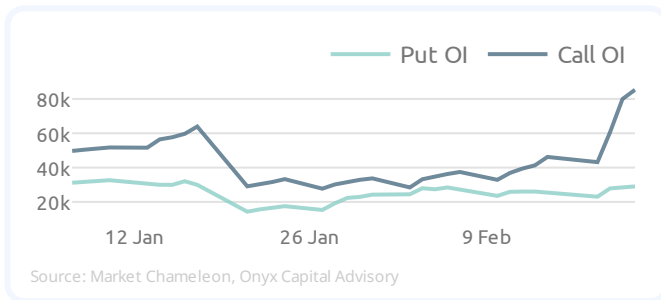


## ETF PRICE AND VOLUME OVER THE LAST 45 DAYS

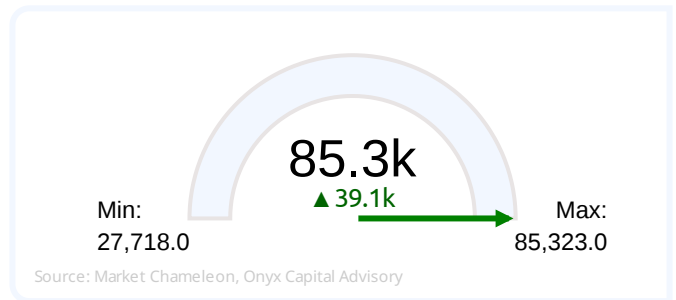


	Current	Weekly Δ	Monthly Δ
Adj Close	20.84	-5.61	-13.46
Volume	18,522k	10,946k	14,592
Call OI	85,323	39,119	56,228
Put OI	29,049	2,932	14,728

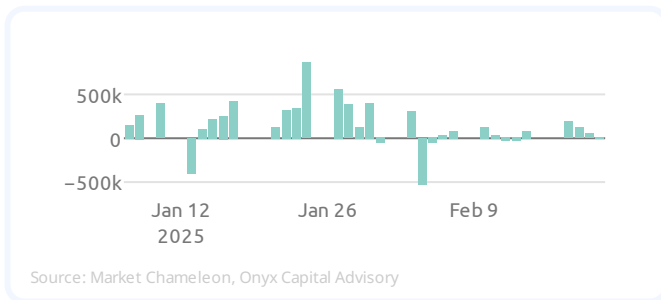
## CALL VS PUT OPEN INTEREST (OI)



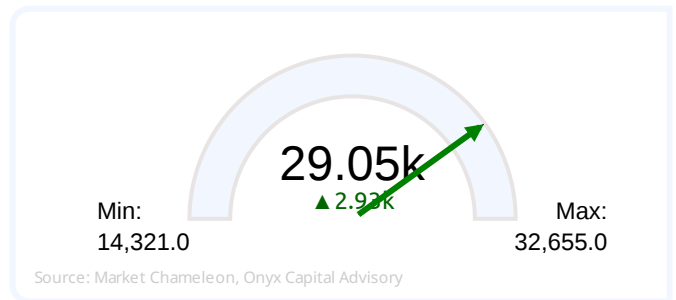
## CALL OPEN INTEREST (OI)



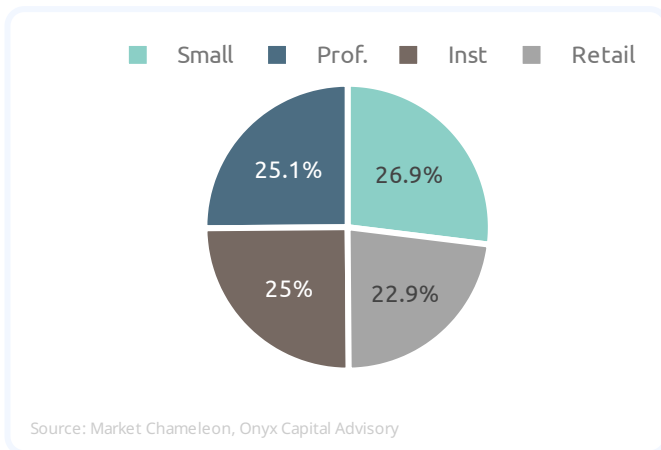
## HISTORICAL OPTION DELTA VOLUME



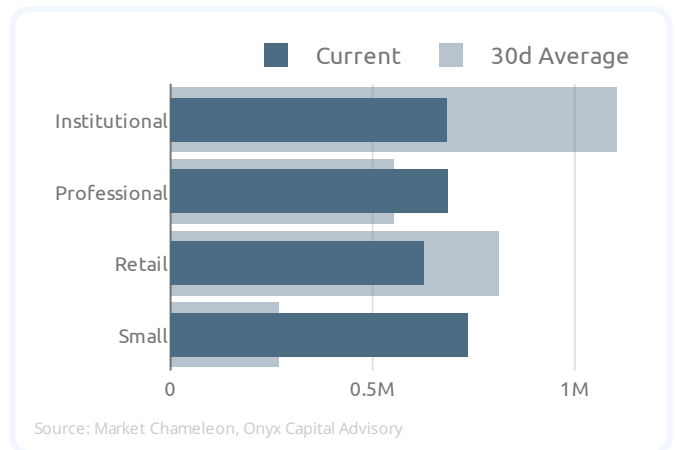
## PUT OPEN INTEREST (OI)



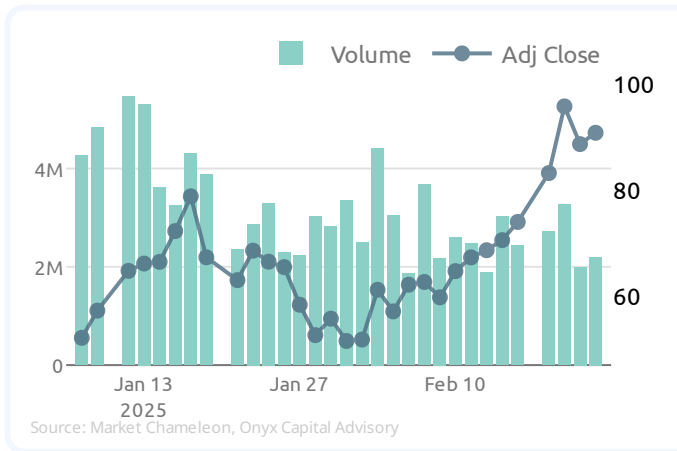
## NOTIONAL SHARE BY TRADER SIZE



## CURRENT NOTIONAL SIZE VS 30D AVERAGE

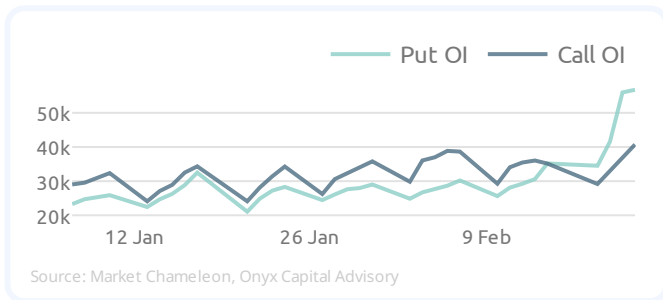


## ETF PRICE AND VOLUME OVER THE LAST 45 DAYS



	Current	Weekly Δ	Monthly Δ
Adj Close	90.86	16.81	27.78
Volume	2,200k	-226k	-144
Call OI	40,723	5,587	16,625
Put OI	56,748	21,565	35,691

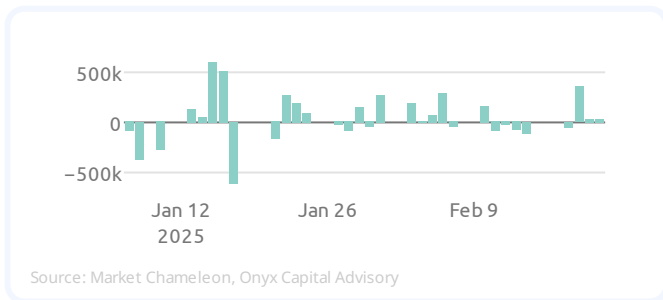
## CALL VS PUT OPEN INTEREST (OI)



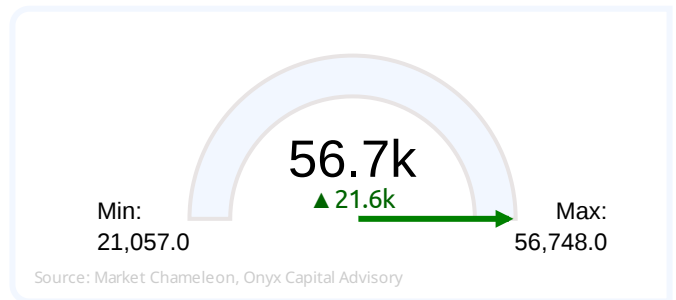
## CALL OPEN INTEREST (OI)



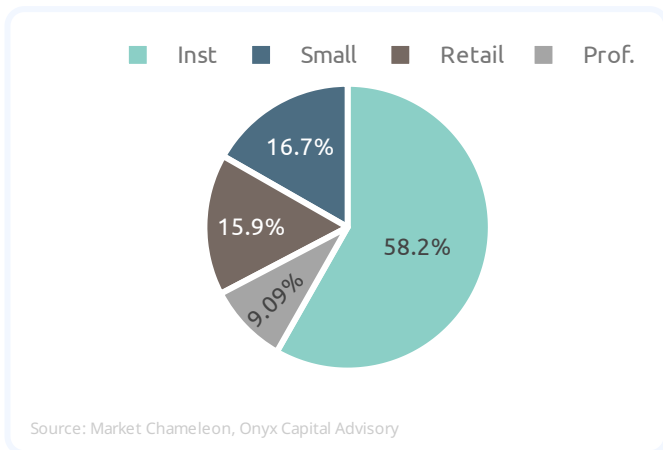
## HISTORICAL OPTION DELTA VOLUME



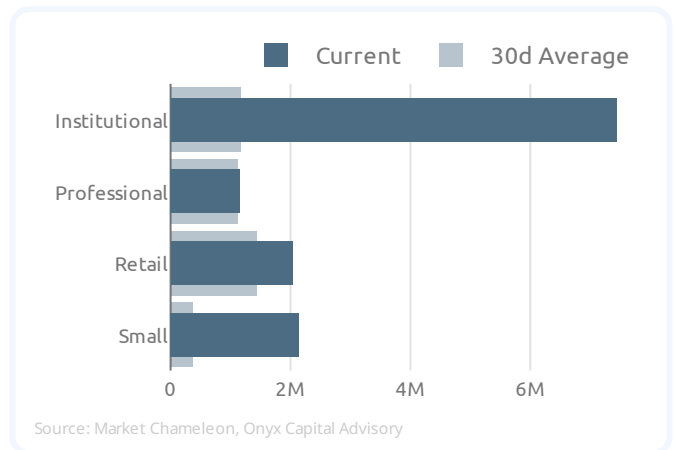
## PUT OPEN INTEREST (OI)



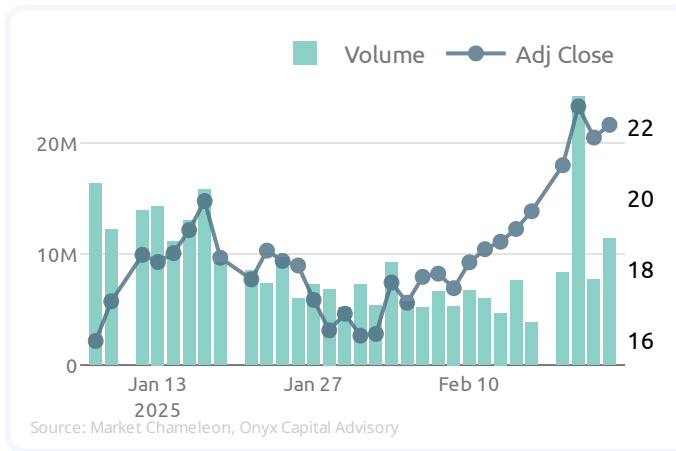
## NOTIONAL SHARE BY TRADER SIZE



## CURRENT NOTIONAL SIZE VS 30D AVERAGE

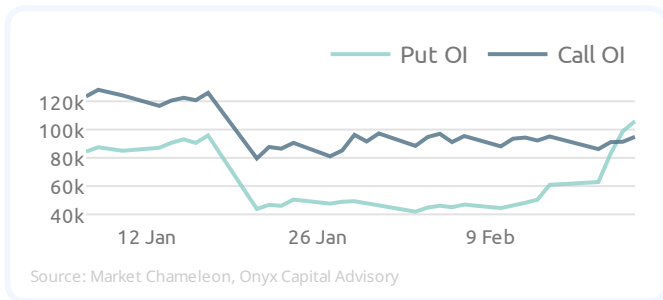


## ETF PRICE AND VOLUME OVER THE LAST 45 DAYS

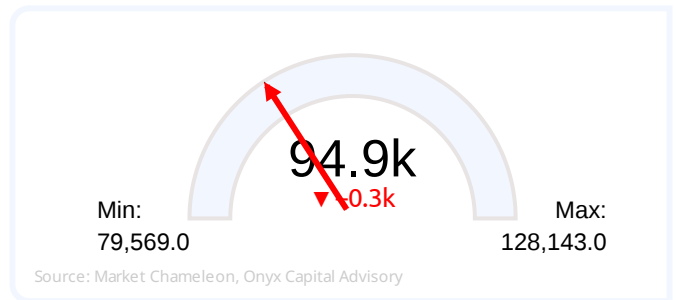


	Current	Weekly Δ	Monthly Δ
Adj Close	22.09	2.44	4.36
Volume	11,374k	7,515k	2,842
Call OI	94,870	-261	15,301
Put OI	105,951	45,047	62,138

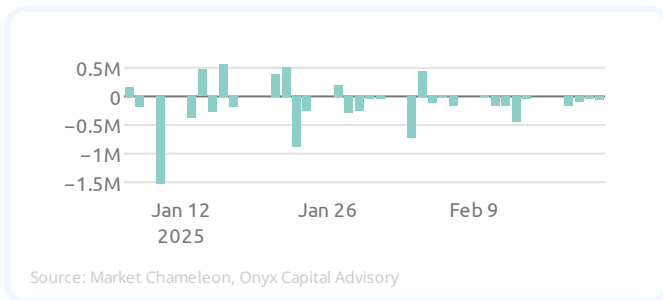
## CALL VS PUT OPEN INTEREST (OI)



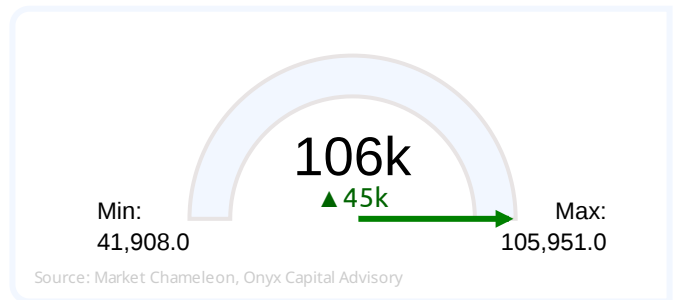
## CALL OPEN INTEREST (OI)



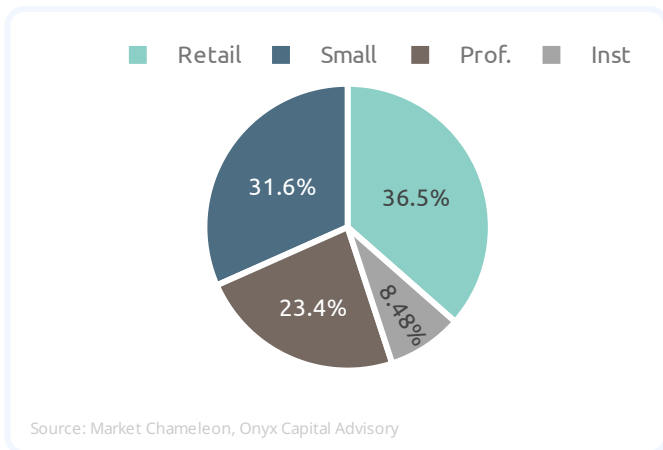
## HISTORICAL OPTION DELTA VOLUME



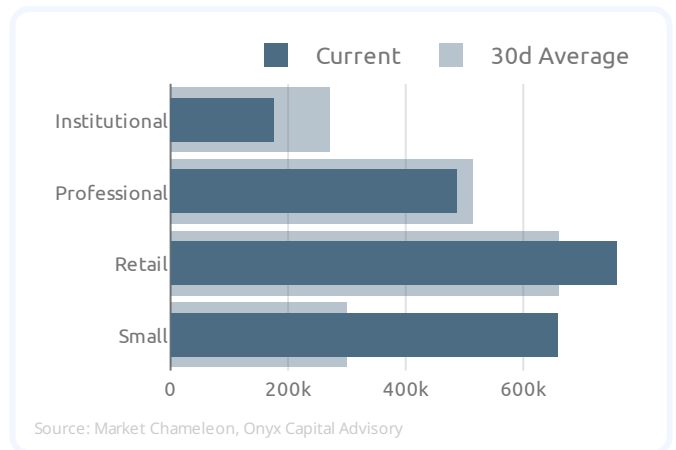
## PUT OPEN INTEREST (OI)



## NOTIONAL SHARE BY TRADER SIZE



## CURRENT NOTIONAL SIZE VS 30D AVERAGE



Disclaimer Notice: This report contains proprietary information and is solely intended for subscribed users in accordance with our terms and conditions. It is unlawful for you to forward this report to unauthorized persons or for them to otherwise access this report.

Any recommendation, prediction, or suggestion as to an investment strategy has been prepared by Onyx Capital Advisory Limited ("Onyx") in accordance with legal requirements designed to promote the independence of investment research ("Research"). This research is directed at, and therefore should only be relied upon by, clients who have professional experience in matters relating to investments. Onyx's Research is not directed at retail clients or those in a jurisdiction in which this distribution may be restricted by local regulation or law. Onyx's publications are prepared without taking into account your specific investment objectives and financial situation, therefore before acting on any information, you should consider its appropriateness. Onyx's Research should not be regarded as a substitute for obtaining independent professional advice, including investment, tax and legal advice. Onyx's policy is to only publish Research that is impartial, independent, clear, fair, and not misleading. Any views expressed are those of Onyx's at the time the Research was prepared. No assurances or guarantees are given as to the reliability, accuracy, or completeness of any such information or any matter contained in Onyx's Research and such Research may contain statements which are matters of judgement and which are subject to change at any time without notice. Onyx accepts no duty or liability, whatsoever, to any party in respect of its Research. Under no circumstances will Onyx be responsible for any losses incurred (whatever their nature) by its clients resulting directly or indirectly from the use or interpretation of any information contained in its Research. Such Research is solely produced and published by employees of Onyx and based on publicly available information. Past performance is not indicative of future performance. Analysts are required to ensure that they have a reasonable basis for their analysis, predictions, and recommendations. Onyx maintains strict regulatory controls to mitigate any conflicts of interest including information barriers and restrictions on the undertaking of personal transactions in financial instruments. Onyx is registered in England & Wales (company number 11472304) with its registered address at 95 Cromwell Road, Second Floor, London, United Kingdom, SW7 4DL. Onyx is authorised and regulated by the Financial Conduct Authority (FCA no. 822509).