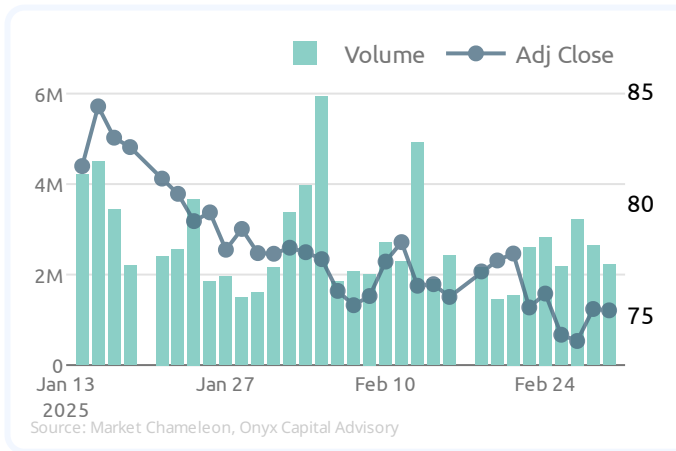


ETFs REPORT

INSIGHT@ONYXCAPITALADVISORY.COM
ONYX CAPITAL ADVISORY

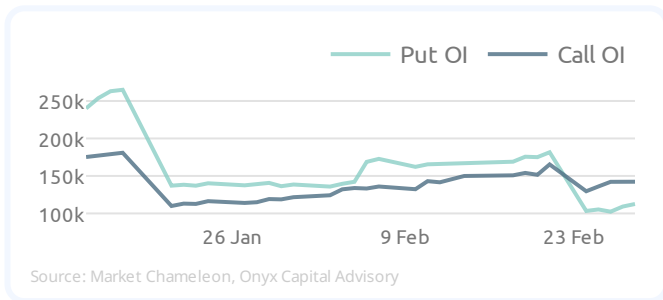


ETF PRICE AND VOLUME OVER THE LAST 45 DAYS

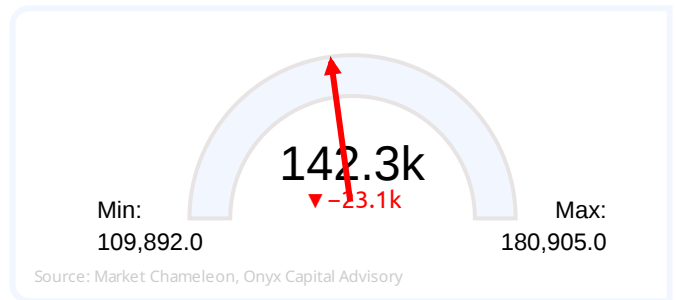


	Current	Weekly Δ	Monthly Δ
Adj Close	75.22	-0.13	-3.64
Volume	2,222k	-385k	737
Call OI	142,288	-23,068	27,349
Put OI	112,575	-68,990	-26,717

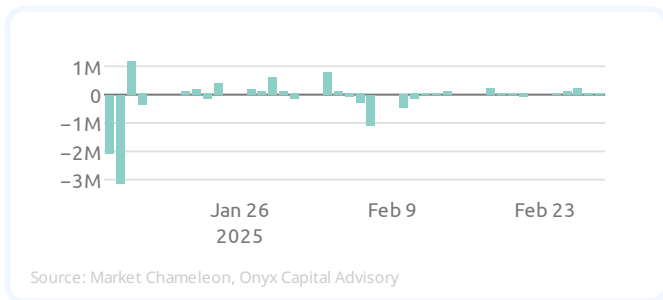
CALL VS PUT OPEN INTEREST (OI)



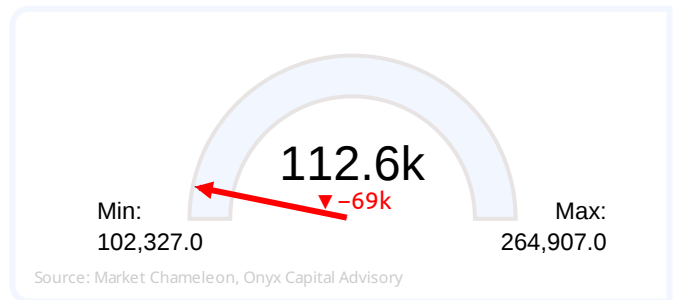
CALL OPEN INTEREST (OI)



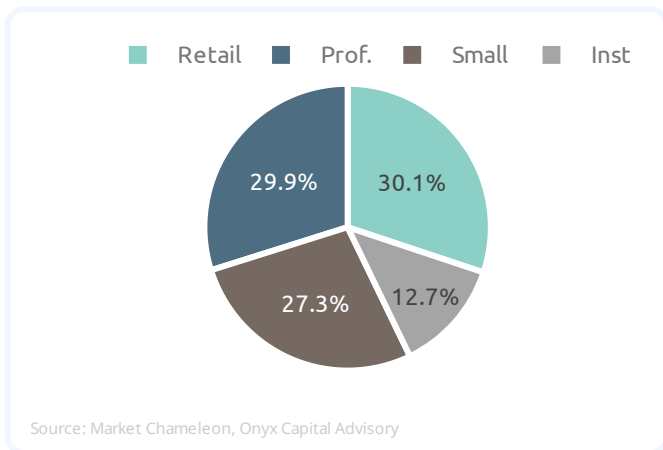
HISTORICAL OPTION DELTA VOLUME



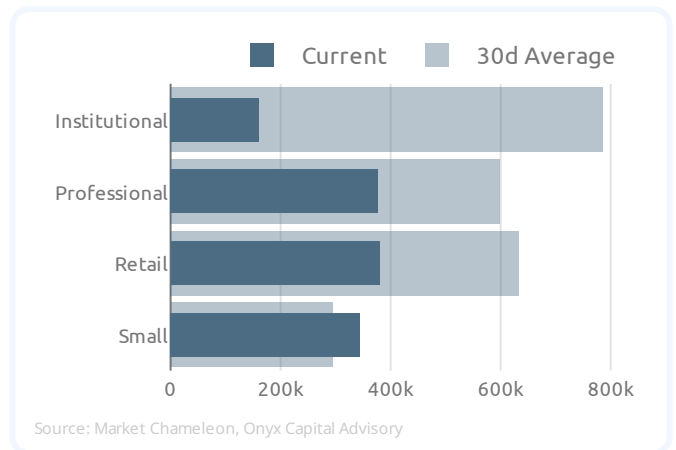
PUT OPEN INTEREST (OI)



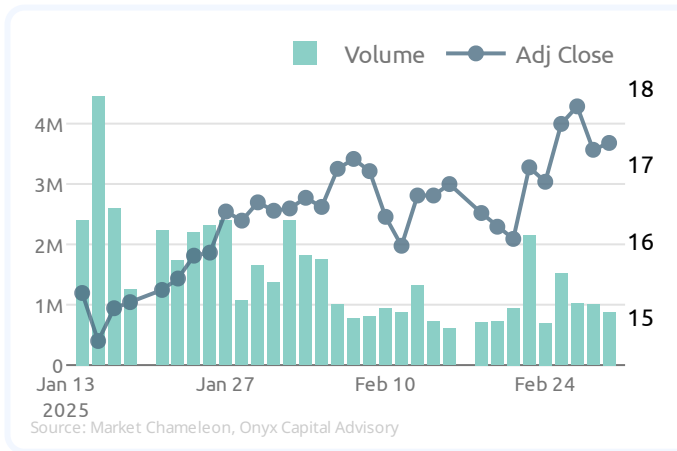
NOTIONAL SHARE BY TRADER SIZE



CURRENT NOTIONAL SIZE VS 30D AVERAGE

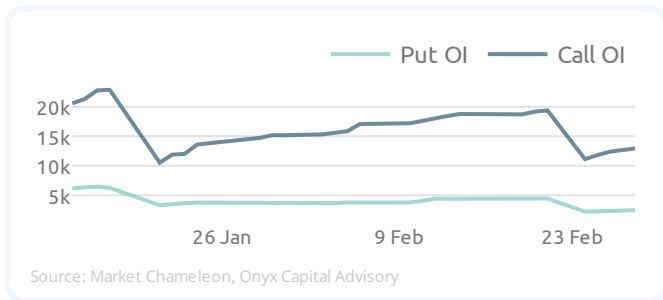


ETF PRICE AND VOLUME OVER THE LAST 45 DAYS

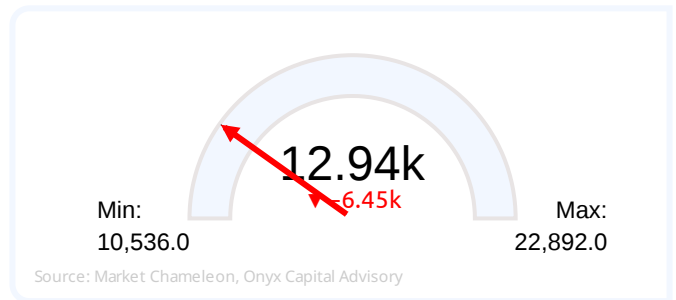


	Current	Weekly Δ	Monthly Δ
Adj Close	17.29	0.32	1.02
Volume	879k	-1,265k	-186
Call OI	12,941	-6,454	-1,591
Put OI	2,460	-1,978	-1,127

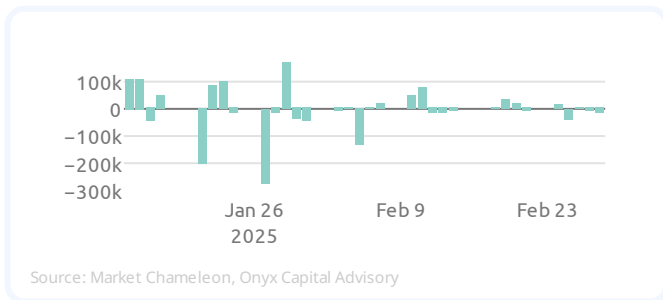
CALL VS PUT OPEN INTEREST (OI)



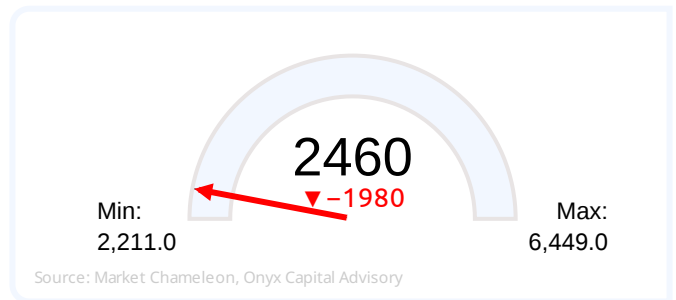
CALL OPEN INTEREST (OI)



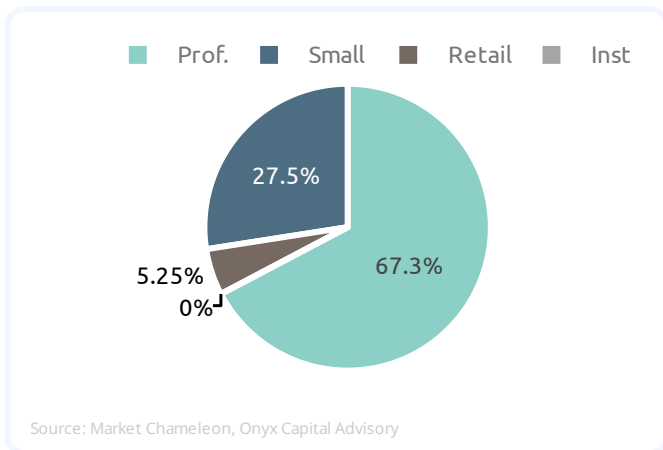
HISTORICAL OPTION DELTA VOLUME



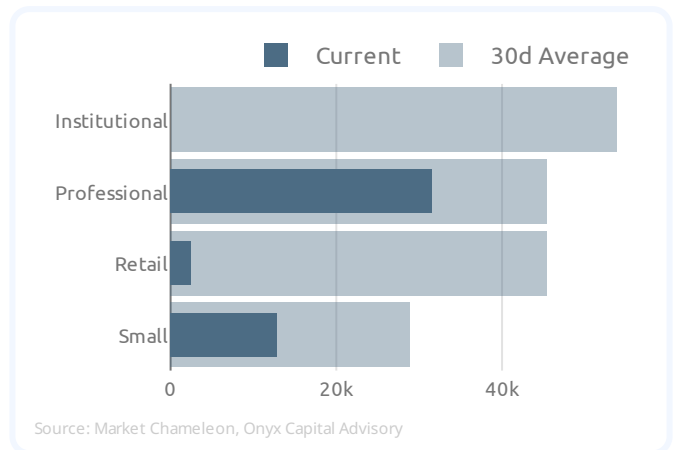
PUT OPEN INTEREST (OI)



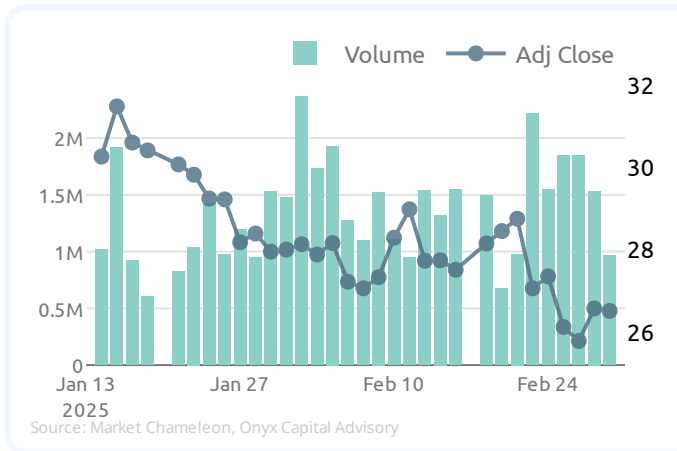
NOTIONAL SHARE BY TRADER SIZE



CURRENT NOTIONAL SIZE VS 30 AVERAGE

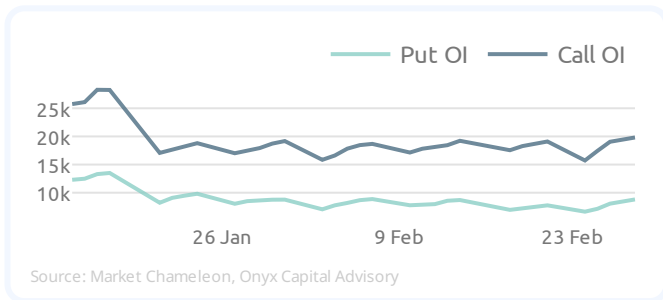


ETF PRICE AND VOLUME OVER THE LAST 45 DAYS

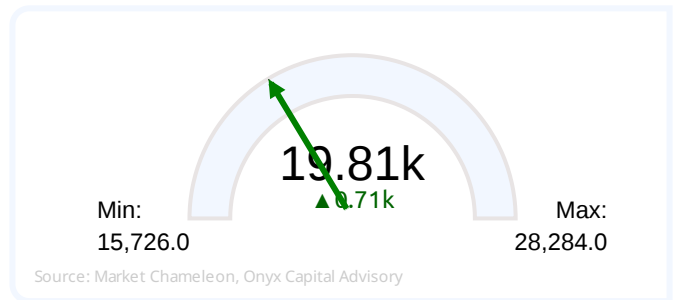


	Current	Weekly Δ	Monthly Δ
Adj Close	26.52	-0.55	-1.88
Volume	968k	-1,246k	22
Call OI	19,809	711	2,408
Put OI	8,804	1,051	303

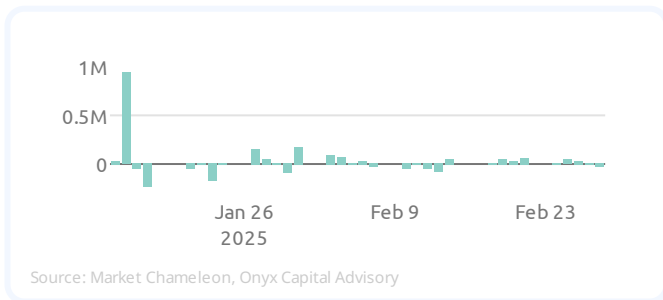
CALL VS PUT OPEN INTEREST (OI)



CALL OPEN INTEREST (OI)



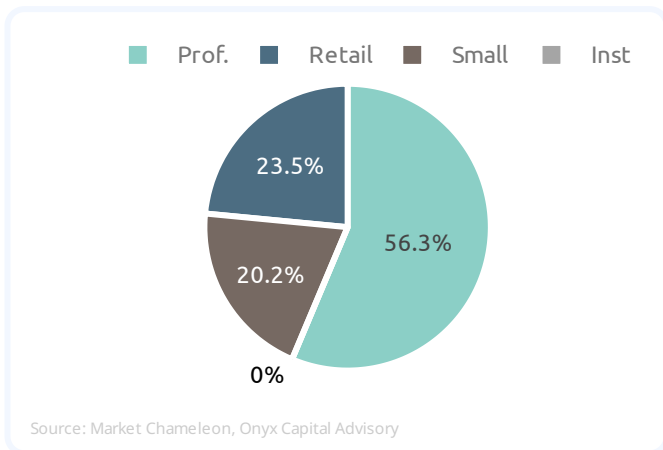
HISTORICAL OPTION DELTA VOLUME



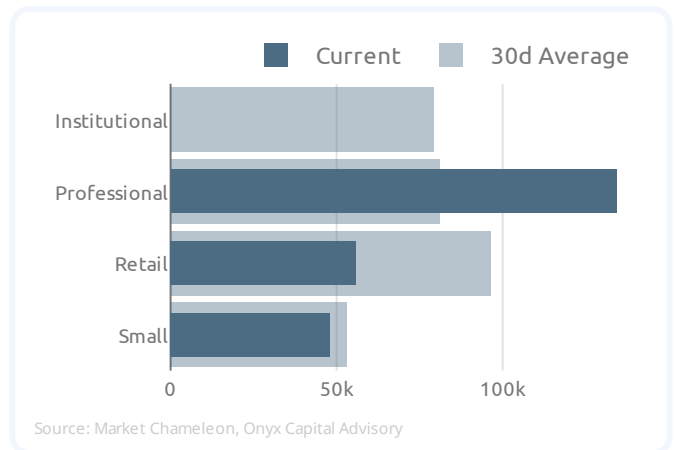
PUT OPEN INTEREST (OI)



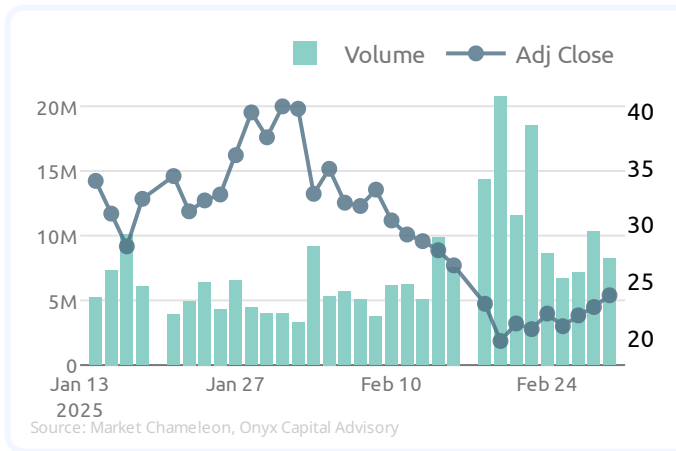
NOTIONAL SHARE BY TRADER SIZE



CURRENT NOTIONAL SIZE VS 30D AVERAGE

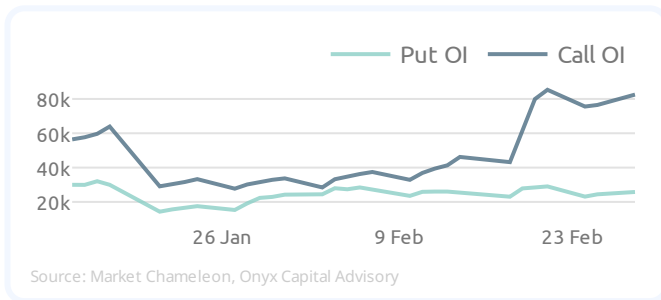


ETF PRICE AND VOLUME OVER THE LAST 45 DAYS

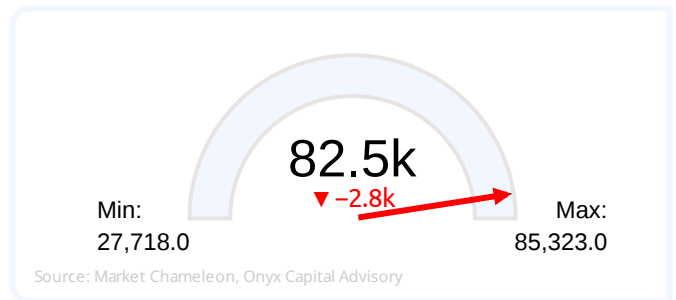


	Current	Weekly Δ	Monthly Δ
Adj Close	23.82	2.98	-16.08
Volume	8,213k	-10,309k	3,789
Call OI	82,530	-2,793	52,354
Put OI	25,798	-3,251	6,630

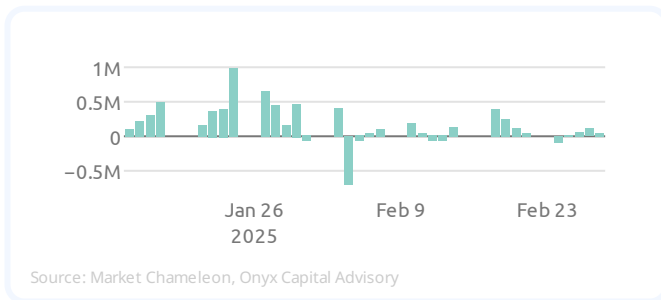
CALL VS PUT OPEN INTEREST (OI)



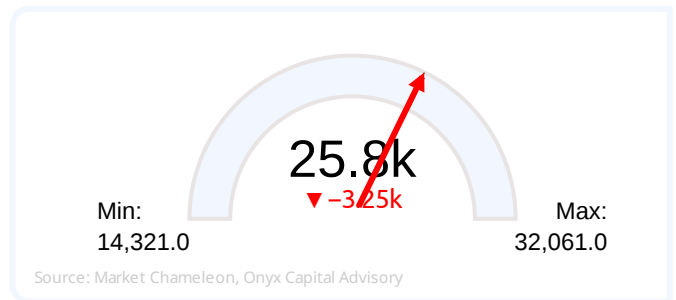
CALL OPEN INTEREST (OI)



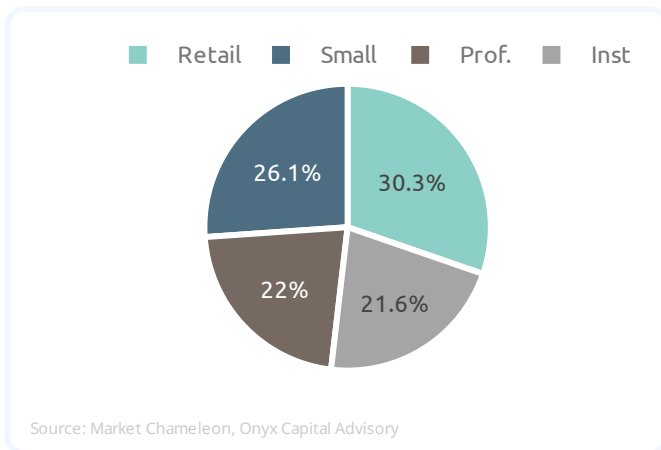
HISTORICAL OPTION DELTA VOLUME



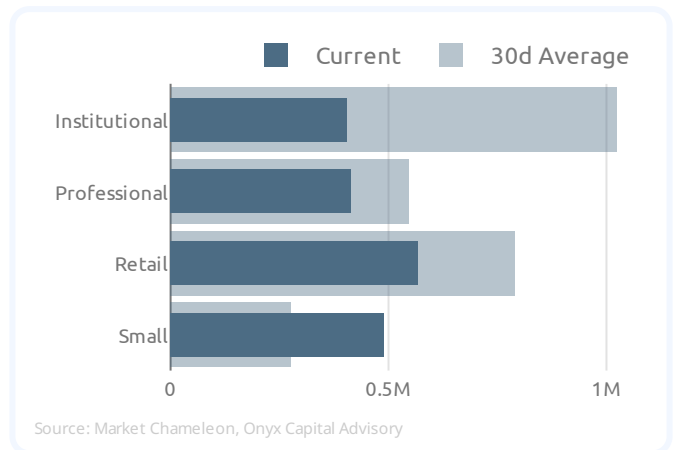
PUT OPEN INTEREST (OI)



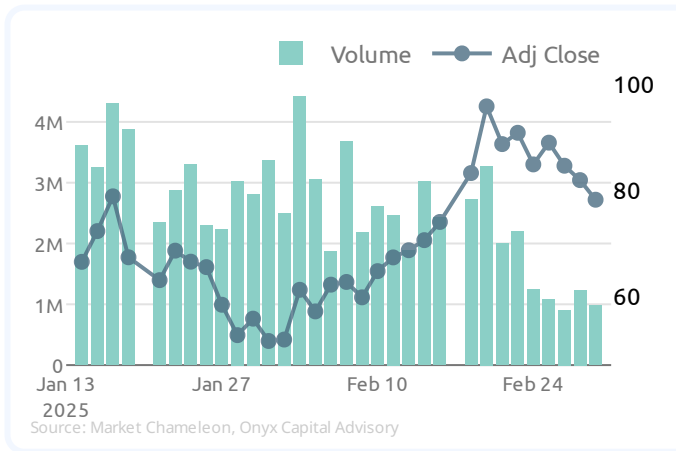
NOTIONAL SHARE BY TRADER SIZE



CURRENT NOTIONAL SIZE VS 30D AVERAGE

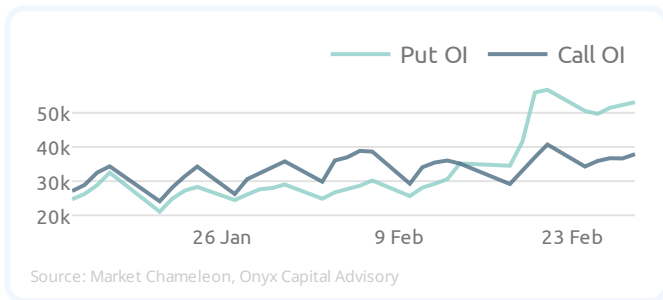


ETF PRICE AND VOLUME OVER THE LAST 45 DAYS

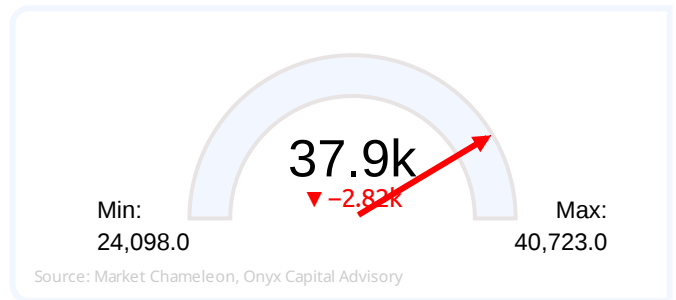


	Current	Weekly Δ	Monthly Δ
Adj Close	78.24	-12.62	25.53
Volume	976k	-1,225k	-2,053
Call OI	37,899	-2,824	7,305
Put OI	53,117	-3,631	27,011

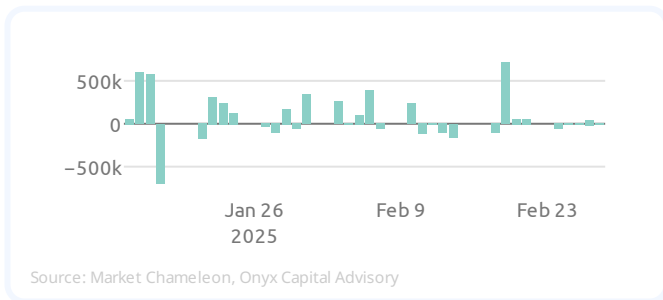
CALL VS PUT OPEN INTEREST (OI)



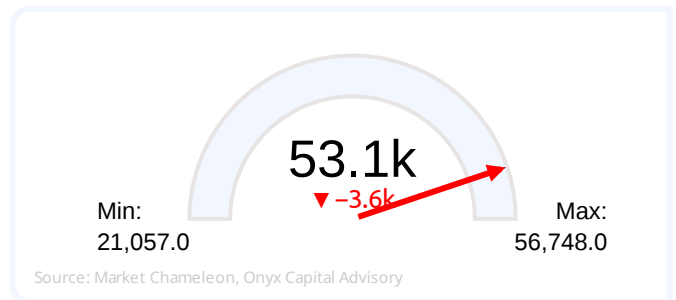
CALL OPEN INTEREST (OI)



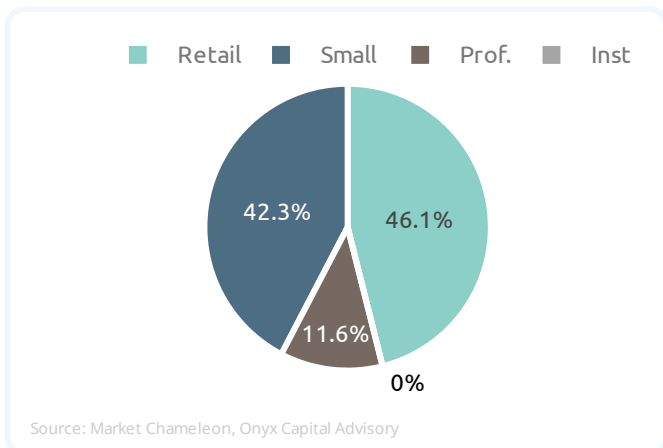
HISTORICAL OPTION DELTA VOLUME



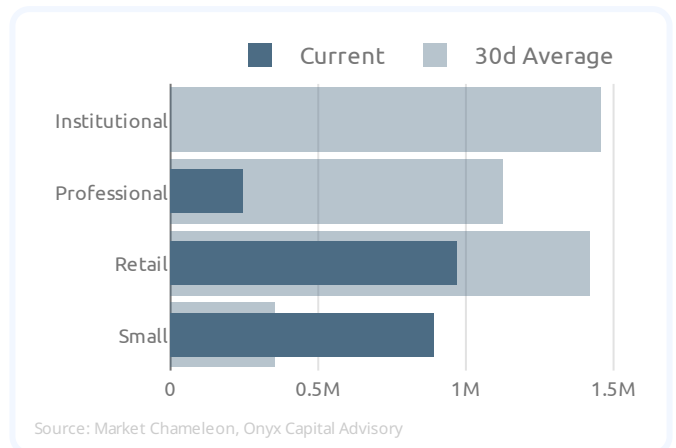
PUT OPEN INTEREST (OI)



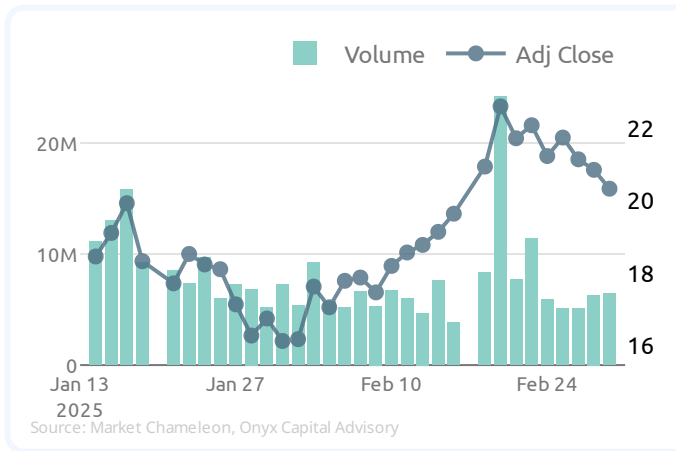
NOTIONAL SHARE BY TRADER SIZE



CURRENT NOTIONAL SIZE VS 30D AVERAGE

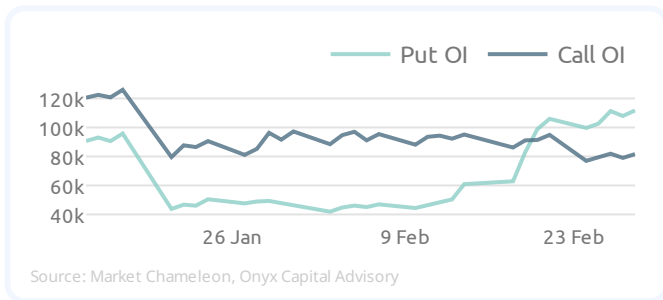


ETF PRICE AND VOLUME OVER THE LAST 45 DAYS

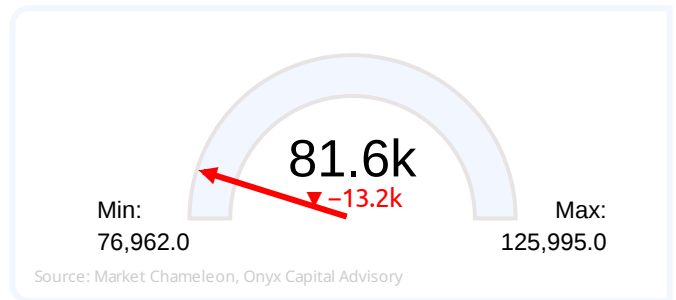


	Current	Weekly Δ	Monthly Δ
Adj Close	20.34	-1.75	4.05
Volume	6,455k	-4,919k	-396
Call OI	81,633	-13,237	-3,576
Put OI	111,728	5,777	62,786

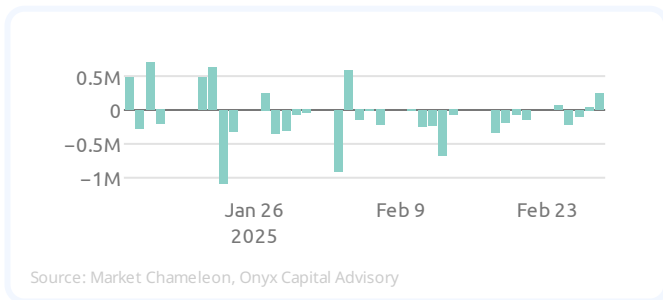
CALL VS PUT OPEN INTEREST (OI)



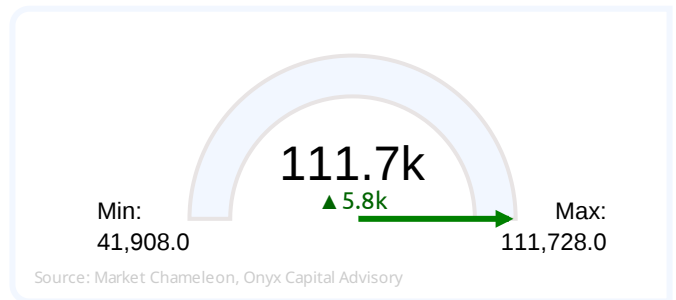
CALL OPEN INTEREST (OI)



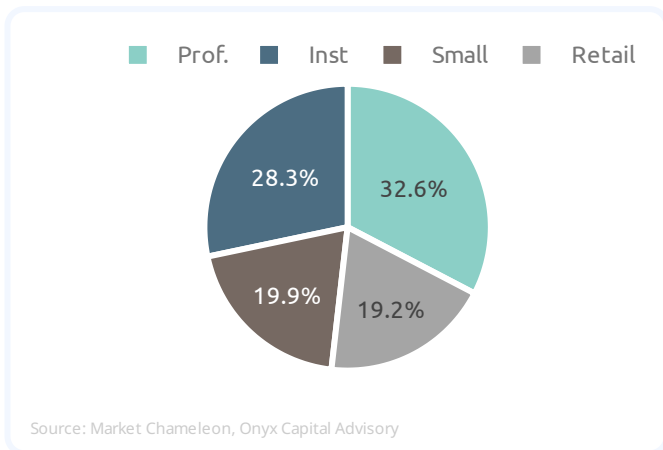
HISTORICAL OPTION DELTA VOLUME



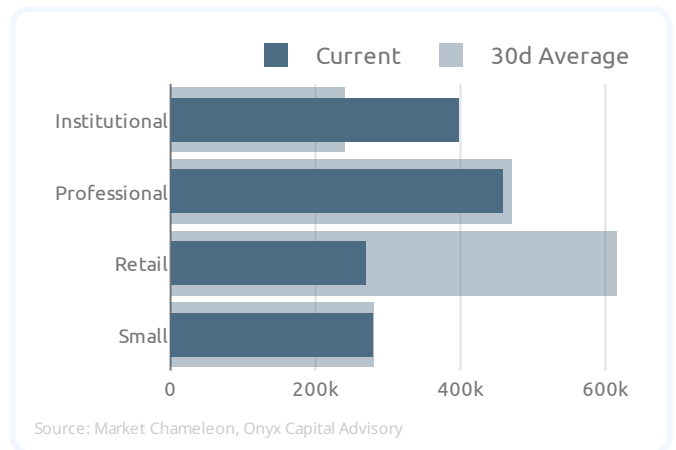
PUT OPEN INTEREST (OI)



NOTIONAL SHARE BY TRADER SIZE



CURRENT NOTIONAL SIZE VS 30D AVERAGE





Disclaimer Notice: This report contains proprietary information and is solely intended for subscribed users in accordance with our terms and conditions. It is unlawful for you to forward this report to unauthorized persons or for them to otherwise access this report.

Any recommendation, prediction, or suggestion as to an investment strategy has been prepared by Onyx Capital Advisory Limited ("Onyx") in accordance with legal requirements designed to promote the independence of investment research ("Research"). This research is directed at, and therefore should only be relied upon by, clients who have professional experience in matters relating to investments. Onyx's Research is not directed at retail clients or those in a jurisdiction in which this distribution may be restricted by local regulation or law. Onyx's publications are prepared without taking into account your specific investment objectives and financial situation, therefore before acting on any information, you should consider its appropriateness. Onyx's Research should not be regarded as a substitute for obtaining independent professional advice, including investment, tax and legal advice. Onyx's policy is to only publish Research that is impartial, independent, clear, fair, and not misleading. Any views expressed are those of Onyx's at the time the Research was prepared. No assurances or guarantees are given as to the reliability, accuracy, or completeness of any such information or any matter contained in Onyx's Research and such Research may contain statements which are matters of judgement and which are subject to change at any time without notice. Onyx accepts no duty or liability, whatsoever, to any party in respect of its Research. Under no circumstances will Onyx be responsible for any losses incurred (whatever their nature) by its clients resulting directly or indirectly from the use or interpretation of any information contained in its Research. Such Research is solely produced and published by employees of Onyx and based on publicly available information. Past performance is not indicative of future performance. Analysts are required to ensure that they have a reasonable basis for their analysis, predictions, and recommendations. Onyx maintains strict regulatory controls to mitigate any conflicts of interest including information barriers and restrictions on the undertaking of personal transactions in financial instruments. Onyx is registered in England & Wales (company number 11472304) with its registered address at 95 Cromwell Road, Second Floor, London, United Kingdom, SW7 4DL. Onyx is authorised and regulated by the Financial Conduct Authority (FCA no. 822509).